



QUALITY DESIGN. BUILT-IN RELIABILITY.

FABRICATION



www.warmflow.co.uk

Precision sheet metal range
& engineering services

Warmflow - the perfect choice

Warmflow has been established as a privately owned company since 1970. During this time we have developed into one of the UK and Ireland's leading manufacturers of domestic heating appliances gaining a reputation for high quality, value for money products.

Headquartered in Lisburn, Northern Ireland, where our production facility covers an area of over 100,000 sq.ft, we also have a distribution centre in Telford, England.

In addition to the production of heating appliances, Warmflow operates a fabrication workshop, manufacturing sheet metal components. We have developed a successful range of stainless steel sanitary ware, maintaining Warmflow's reputation for both quality and value for money.

At the core of our success has been our commitment to quality:
'Quality manufacturing, sales support and back-up service.'



Quality design with built-in reliability...

Product Index

Fabrication

GeneralPg 4

Sub ContractPg 5

Capabilities

PlantPg 6

Design & PrototypingPg 7

Products

Ducting & VentilationPg 8

Warm Air HeatersPg 9

Gun Cabinets & EnclosuresPg 10

Quality

Quality / DispatchPg 11

... Warmflow fabrication

General Fabrication



Warmflow Fabrication employs a highly skilled workforce that can produce a wide range of products utilising the latest technology and state of the art machinery.

We can provide high quality metal work for both the commercial and construction industries.

Our extensive range includes:

- Bespoke fabrications in mild steel, galvanised steel, stainless steel and aluminium alloys.
- Simple brackets to complex metal fabrications and assemblies.
- Small batches, prototypes or larger production runs.


At Warmflow Fabrication our knowledge extends across many other aspects of engineering and our experienced engineers can design or engineer solutions to the customer's exact requirement.

At Warmflow Fabrication we are committed to manufacturing excellence. We offer high quality manufacturing flexibility and versatility to ensure complete customer satisfaction.

We use the latest technologies and machinery to manufacture each product to the exact specification.

We offer:

- CNC Punching
- High Definition Profiling
- Panel Bending
- CNC Press Brake Folding
- Robotic / MIG / TIG Welding
- Material Finishing
- Assembly
- Dispatch



We continue to invest in the best available plant and machinery to ensure we provide a complete precision sheet metal subcontracting service at cost effective prices.

With the potential to offer 3 shifts per day we can provide a fast turn around for any volume of work.

Manufacturing Capabilities



Manufacturing Capabilities

CNC Punching	3 x Finnpower Turret Presses, 1 with auto load – unload
HD Plasma	1 x Esprit Lightning HD High Definition Plasma c/w dual 4 x 2 m working beds
Panel Bender	1 x Salvagnini P4-2516 Panel Bender
CNC Press Brake	6 x IMAL Press Brakes, 4 @ 2.5m & 2 @ 3m
Welding	3 x ABB 6 Axes Robots 6 x MIG Plants 6 x TIG Plants Spot Welding & Seam Welding Capabilities
CNC Rollers	2 x Luna, 2m & 1m 1 x Morgan Rushworth, 3.1m
Guillotines	2 x 3m Guillotines
Band Saws	1 x Automatic & 2 x Manual
Tube & Pipe Work	Precision Tube Assemblies & Complex Pipe Work
Finishing	Wet Spray Painting – 1 x Water based, 1 x Solvent based
Surface Finishing	In House Grinding, Graining & Polishing. Plating, Powder Coating & Screen Printing carried out by vendor approved subcontractors
Pressure Testing	Pressure Testing Equipment available to carry out basic pressure tests to customer's specifications
Assembly	Finished Part Assembly & Electromechanical Testing
Dispatch	Delivery available throughout UK & Ireland. Flexibility of supply or kanban stocking Warehouse facility located in Telford, England.

Software:

- Solid Edge
- AutoCAD
- Jetcam (Finnpower)
- Procut (Esprit)
- CAMduct
- ESTduct
- Office Shell (Salvagnini)

Warmflow Fabrication utilises the latest version of Solid Edge to provide clients with 3D models, conceptual designs or solutions, engineering drawings right through to photorealistic representations.

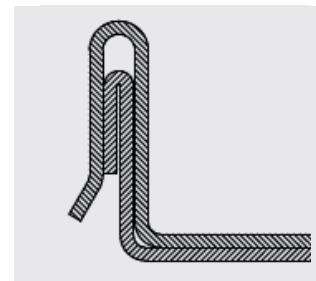
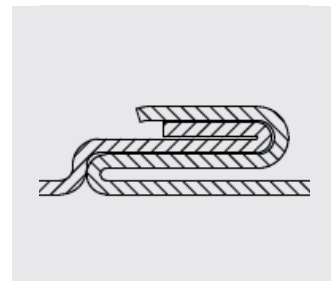

Our engineers have extensive knowledge of designing products ranging from simple sheet metal components to complex fabrications, right through to products consisting of plastic and machined components.

Our advanced 3D modelling capabilities are supported by the latest CAM and sheet metal software packages.


Our integrated computer network is linked into our CNC production machinery enabling us to manufacture approved designs or prototypes with speed and accuracy.

At Warmflow Fabrication we maximise design intent for manufacture which ensures that the customer's design and cost requirements are met in full.

In conjunction with the flexibility and versatility of the Salvagnini Panel Bender our engineers specialise in the redesign of sheet metal casing enclosures and assemblies. Utilising the advanced bending techniques of the Salvagnini, designs can be produced to reduce assembly times, reduce number of parts, improve aesthetics and maintain rigidity without the use of internal bracing.



Ducting & Ventilation



Warmflow Fabrication also offer a complete sheet metal rectangular ducting manufacturing facility. All ductwork is manufactured from high quality galvanised steel in accordance with DW144.

We have invested heavily in new state of the art machinery and technology which enables us to produce high quality ducting at extremely competitive prices. We supply the HVAC, construction, air conditioning and catering industries, providing any shape or quantity of rectangular ducting. Our advanced 3D modelling capabilities are supported by the latest CAM and sheet metal software packages.

We provide a supply only service and can deliver throughout the UK and Ireland.

Utilising the latest version of ESTduct estimating software we offer clients the provision of quotations with high accuracy, improved visualisation and increased speeds of delivery during the tender stages of any size project.

Ducting Facility:

- Iowa Precision Pro-Ductomatic 4 coil automatic line
- Lockformers – Pittsburgh & Snap LockProcut (Esprit)
- Iowa Precision TDC Flange Former
- Iowa Precision TDC Wrap Brake
- Iowa Precision Whisper-Loc
- Iowa Precision Cornermatic
- RAS Swagers – Powered and Manual

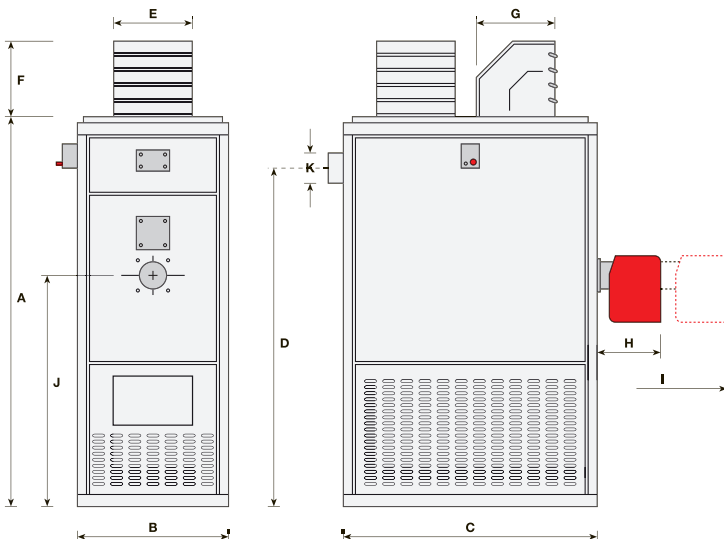
Designed for warm air heating & ambient air recirculation

These Air Heaters are designed for free blowing operation. When used in association with a ducted system it may be necessary to alter the motor and fan drive configuration. Price and details on application.



MODEL		100/150	200/300	500/600
Heat Output	Kw	44.0	87.9	175.8
	Btu	150,000	300,000	600,000
Burner-Oil		RDB2	G10	G20S
Flue Dia	mm	127	152	203
	in	5	6	8
No of Swivels		2	2	4
1 Phase - 3 Phase Inverter		Yes	Yes	No
Fan Speed	RPM	665	900	925
Fan Motor 1500 rpm	kW	0.37 3ph	1.1 3ph	2.2 3ph
Running Current	Amps	1.8	5.2	5.6
Fuse Rating per phase	Amps	5	8	16
Approx Weight	kg	195	360	680

MODEL	100/150	200/300	500/600
A	1650	1860	2150
B	615	790	1045
C	950	1090	1445
D	1395	1600	1924
E	285	375	430
F	285	380	430
G	280	380	430
H	230	260	290
I	370	400	430
J	945	1090	1215
K	127	152	203



Gun Cabinets



Warmflow is one of the largest manufacturers of gun cabinets in the UK & Ireland.

The British Standard for gun cabinets is BS7558. Warmflow gun cabinets have been independently tested and assessed and conform to the requirements of BS7558. Warmflow recommends that when buying a gun cabinet you look for one that has been independently tested to BS7558 as this is the only way to guarantee that your gun cabinet will be accepted by the police.

Each cabinet is manufactured from a 2mm mild steel plate and is complete with interlocking door and full length anti-lever flanges. The rear of the cabinets have been pre-drilled with fixing holes suitable for M20 fixings provided. Each cabinet is fitted with an 8 lever lock which operates a 5 point locking mechanism ensuring total security for the enclosed contents.

Each cabinet has an internal foam lining and foam gun divider for gun separation and protection. The 4 gun cabinets are fitted with an internal shelf which can be used for storage. Warmflow cabinets provide a high level of security and excellent value for money.

MODEL	CODE	HEIGHT	WIDTH	DEPTH
2 Gun	2GC	1344	230	240
4 Gun	4GC	1486	340	330

Enclosures

Durable, high quality enclosures available in custom sizes.

Warmflow can provide specialist enclosures which can be manufactured to your specific requirements. Enclosures can be made in mild steel, stainless steel and aluminium. A flat pack option can also be provided.




Our products are fabricated to meet exacting customer and quality requirements.

By concentrating on quality, price, delivery and service we ensure that all our products will meet or surpass your customer needs. All work is conducted to a high standard with sensitivity to individual customer requirements and with technical and commercial integrity.

Central to the philosophy of our company is the belief that quality is the responsibility of every member of staff and it is our aim to consistently provide superior products and services through customer-focused continuous improvement and by maintaining product quality and company performance objectives via effective management systems.

At Warmflow, superior quality is the basis of our organisation. Beyond the specific requirements of the applicable standards, we continually strive to improve by developing, fabricating and supplying products and services that are superior to those of our competitors. Additionally, our commitment to quality goes beyond how well we serve our customers to include how we deal with people. How we do things is as important to us as what we do.

Delivery of sheet metal fabricated products can be a major cause of quality issues. At Warmflow we use our own fleet of vehicles and drivers wherever possible to deliver the product safely and on time.




Warmflow Engineering Co Ltd manufactures a range of products including heating and ventilation, renewable energy, washroom products and gun cabinets, as well as precision sheet metalwork and bespoke fabrication in a variety of materials. All of our product brochures can be viewed or downloaded at [warmflow.co.uk](http://www.warmflow.co.uk) and are also available in hardcopy upon request.



Warmflow Renewables

- Wood Pellet Boilers
- Ground Source
- Solar Solutions

(brochure 3549)



Warmflow Boilers

- Oil-fired boilers
- Flue systems


(brochure 3509)



Warmflow Sanitary

- Standard urinals
- Premium urinals
- Sanitary ware solutions

(brochure 3511)



Warmflow Cylinders

- Indirect unvented
- Twin & Triple Coil unvented
- Direct & Eco Direct unvented

(brochure 3678)

Contact

Head Office (NI)

Warmflow
Lissue Industrial Estate
Moira Road
Lisburn
BT28 2RF

T. 028 9262 1515
F. 028 9262 0869
E. sales@warmflow.co.uk

ROI

T. 048 9262 1515
F. 048 9262 0869
E. sales@warmflow.co.uk

GB

T. 01952 607750
F. 01952 603983
E. salesgb@warmflow.co.uk



CERT No. FM29884

Warmflow Engineering Company Limited maintains a policy of continuous product improvement and reserves the right to change specification without notice. The statutory rights of the consumer are not affected. This brochure should only be used for sales purposes. Please consult the installation instructions, available on request, before installing or specifying a Warmflow product.